

2021 CAJ WITH CDMD

이용매뉴얼

신원데이터넷

info@shinwon.co.kr

1. CNKI 소개
2. CAJ Contents
3. 메인 화면
4. 검색 방법
5. 중국어 설치방법
6. CAJ Viewer 설치방법
7. 오류 대처 방법

➤ CNKI [中國知識基礎設施工程 : China National Knowledge Infrastructure]

CNKI는 중국의 Digital Resources System을 구축하기 위하여 1996년 중국 정부와 청화(淸華)대학이 공동으로 주관한 중국 국가 프로젝트입니다. 온라인 Publishing Platform을 통해 53개 국가 및 지역 1,500여 기관의 고객과, 중국 내 다양한 산업 분야 2만 여 고객에게 지식 정보를 제공하고 있습니다.

➤ TKN [Tongfang Knowledge Network Technology Group] - 출판사

TKN은 인터넷 출판과 지식 정보 및 자원과 관련 된 기술을 지원하는 기업으로, 중국 내 지식, 온라인 출판 및 관련 기술 서비스의 통합 및 보급에 전념하며 출판 분야에서 선도적인 역할을 담당하고 있습니다.

* 15개의 Database

1. 中國學術期刊全文數據庫(CAJ-China Academic Journal) : 중국 전자저널
2. 中國期刊全文數據庫-世紀期刊 (CJP-Century Journal Project Archives) : 중국 전자저널 아카이브
3. 中國博/碩士論文全文數據庫(CDMD-China Doctor/Master's Dissertation DB) : 중국 석/박사학위논문
4. 中國重要會議論文全文數據庫(CPCD-China Proceedings of Conferences DB) : 중국 회의자료
5. 中國重要報紙全文數據庫(CCND-China Core Newspapers DB) : 중국주요신문
6. 中國工具書網路出版總庫(CRWO-China Reference Works Online) : 중국 참고정보원
7. 中國年鑒網路出版總庫(CYFD-China Yearbooks Full-text DB) : 중국 연감자료
8. CSYD-China Statistical Yearbooks Full-text DB : 중국통계연감
9. TCMD-Traditional Chinese Medicine Resources : 중의약 데이터베이스
10. National Population Census Database(NPCC) : 중국 인구 데이터베이스
11. Digital collection on China Studies : CNKI eBook
12. CNKI Journal Translation Project (JTP-중/영문 번역 저널) : 중국 영문 저널
13. Great Chinese Dictionary & Kangxi Dictionary (G&K) : 한어대사전&강희사전
14. CEID-China Economy and Information Database : 중국 경제정보 데이터베이스
15. Academic Focus : 중국 영문 저널/영문 번역 저널/ 중국 국제회의자료

➤ CAJ [China Academic Journal]

CAJ(China Academic Journal)는 전자저널을 제공하는 세계에서 가장 큰 학술지 Database입니다. 2,000여 종의 핵심 저널들을 포함하여 총 8,700여 종 이상의 중국에서 발행된 학술 저널을 제공합니다. CAJ는 10개의 분야로 나누어져 있으며 이 분야들은 168개의 주제와 3,600개의 부주제로 나누어져 있습니다.

➤ CAJ [China Academic Journal] 주제 분야

- | | |
|---|------------------------------------|
| A. Physics/Astronomy/Mathematics, etc.. | F. Literature/History/Philosophy |
| B. Chemistry/Metallurgy/Environment, etc. | G. Politics/Military Affairs/Law |
| C. Architecture/Energy/Traffic, etc. | H. Education/Social Science |
| D. Agriculture | I. Electronics/Information Science |
| E. Medicine/Public Health | J. Economics/Managements |

※ 기관 별 구독 컬렉션에 따라 제공되는 콘텐츠가 상이합니다.

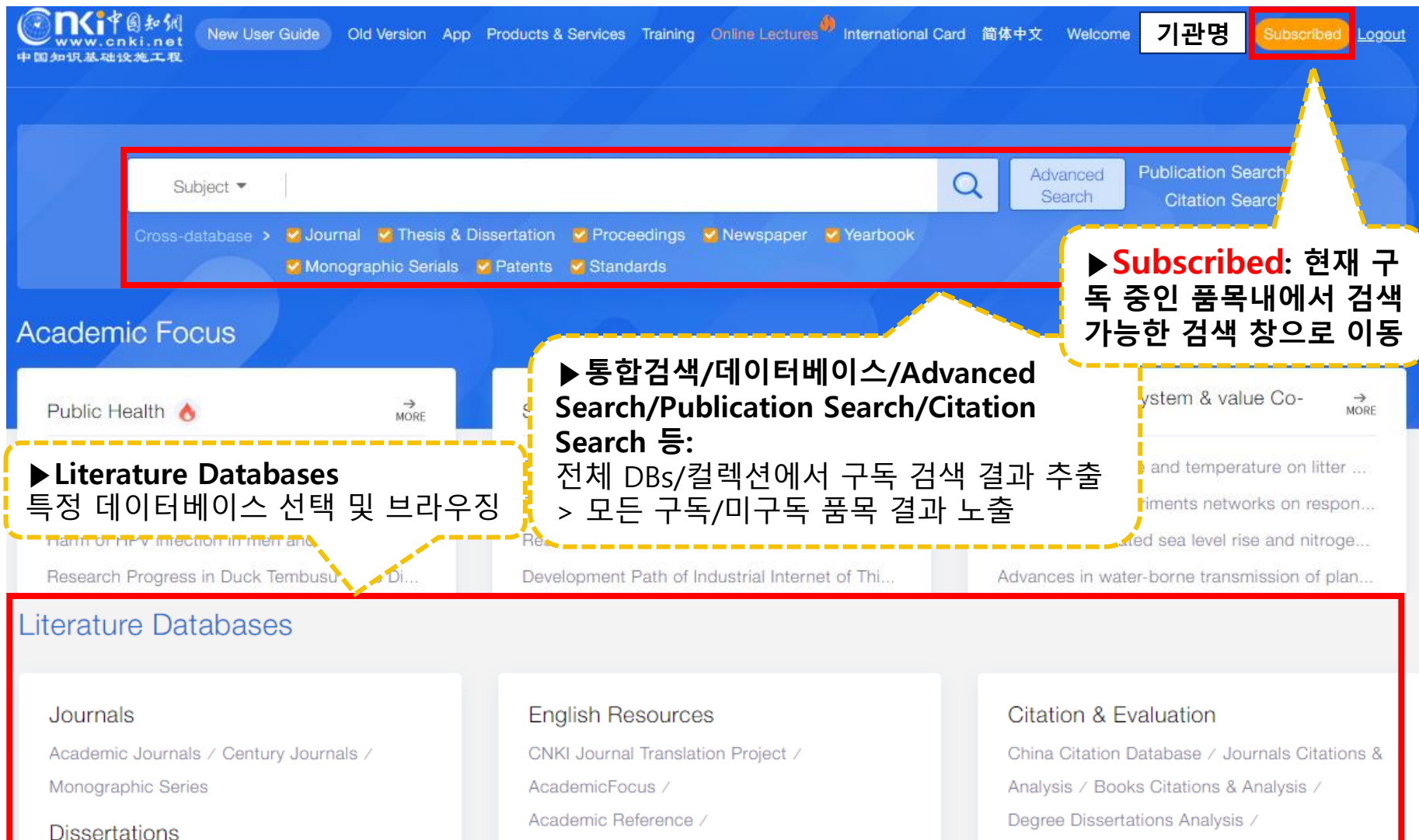
3. 메인 화면

· CNKI 메인 화면 <https://oversea.cnki.net/index/>

The screenshot shows the CNKI Overseas website interface. At the top, there is a navigation bar with links for 'New User Guide', 'Old Version', 'App', 'Products & Services', 'Training', 'Online Lectures', 'International Card', '简体中文', 'Welcome', '기관명', 'Subscribed', and 'Logout'. A callout box points to '제공 언어: 중국어 / 영어' (Language provided: Chinese / English). Another callout points to 'Subscribed: 구독 품목내 검색' (Subscribed: Search within subscription items). Below the navigation bar is a search bar with a dropdown menu for 'Subject'. To the right of the search bar are buttons for 'Advanced Search', 'Publication Search >', and 'Citation Search >'. Below the search bar is a 'Cross-database >' section with checkboxes for 'Journal', 'Thesis & Dissertation', 'Proceedings', 'Newspaper', 'Yearbook', 'Monographic Serials', 'Patents', and 'Standards'. A callout box points to 'CAJ/CDMD 바로가기' (CAJ/CDMD Direct Access). Below this is the 'Academic Focus' section with two columns of articles. A callout box points to 'Advanced Search: 상세검색' (Advanced Search: Detailed Search), 'Publication Search: 출판물 검색' (Publication Search: Search for Publications), and 'Citation Search: 인용구 검색' (Citation Search: Search for Quotations). Below the 'Academic Focus' section is the 'Literature Databases' section with three columns: 'Journals', 'English Resources', and 'Citation & Evaluation'. A callout box points to 'CAJ/CDMD 바로가기' (CAJ/CDMD Direct Access) in the 'Journals' column.

4. 검색 방법

- 현재 구독 중인 품목 내 검색을 원할 시 꼭 **“Subscribed”** 브라우징 후 검색
- 그 외 검색 시 구독품목과 상관없이 전체 DB와 컬렉션의 결과 추출됨



The screenshot shows the CNKI website interface. At the top, there is a navigation bar with links like 'New User Guide', 'Old Version', 'App', 'Products & Services', 'Training', 'Online Lectures', 'International Card', '简体中文', 'Welcome', '기관명', 'Subscribed', and 'Logout'. The 'Subscribed' button is highlighted with a red box. Below the navigation bar is a search area with a 'Subject' dropdown, a search button, and options for 'Advanced Search', 'Publication Search', and 'Citation Search'. A red box highlights the search area. Below the search area is a section for 'Academic Focus' with various categories like 'Public Health' and 'System & value Co-'. A yellow dashed box highlights the search area and the 'Subscribed' button, with a callout bubble containing text. Another yellow dashed box highlights the 'Literature Databases' section, with a callout bubble containing text. A red box highlights the 'Literature Databases' section, which includes 'Journals', 'English Resources', and 'Citation & Evaluation'.

▶ **Subscribed:** 현재 구독 중인 품목내에서 검색 가능한 검색 창으로 이동

▶ 통합검색/데이터베이스/Advanced Search/Publication Search/Citation Search 등:
전체 DBs/컬렉션에서 구독 검색 결과 추출
> 모든 구독/미구독 품목 결과 노출

▶ **Literature Databases**
특정 데이터베이스 선택 및 브라우징

Literature Databases

- Journals
Academic Journals / Century Journals / Monographic Series
- Dissertations
- English Resources
CNKI Journal Translation Project / AcademicFocus / Academic Reference /
- Citation & Evaluation
China Citation Database / Journals Citations & Analysis / Books Citations & Analysis / Degree Dissertations Analysis /

4. 검색 방법 - "SUBSCRIBED" 검색

- "Subscribed" 검색화면 - 현재 **구독 품목내** 에서만 검색
- CAJ: General, Academic 그리고 Magazine에서 결과 확인 필요

▶ "Subscribed" 브라우징과 동시에 현 구독 품목에만 자동 "체크(v)" 표시

▶ + : 각 분야별 하위 주제 목록 열람 및 검색 가능

▶ 주제 분야 : 원하는 검색 분야 클릭하여 브라우징

▶ Basic Search: 기본 검색

▶ 검색 필드 입력

▶ DB 선택 가능

▶ 모든 결과 보기

▶ Academic Journal: 학술지 검색 결과

▶ Magazines: 비학술지 검색 결과

The screenshot shows a search interface with a left sidebar for classification, a main search area with filters and a search button, and a right sidebar for database selection. Callouts highlight specific features like the 'Subscribed' button, search filters, and database options.

4. 검색 방법 - "SUBSCRIBED" 검색 결과 창

- CAJ 검색 결과는: "Academic Journal"(학술지)과 "Magazines"(비학술지)로 나뉘어서 도출
- 검색결과는 모든 Source(출처)로부터 도출 (예: 동일 Title, 다른 Source → Source 수만큼 결과 노출)
- 위 사항은 "Subscribed", 일반검색, DB별 검색 등 모든 검색의 결과에 해당

ALL 27,735,332

Chinese
Other Languages

Academic Journals 25,698,873

Theses & Dissertations 605,853

Newspapers 21,723

Yearbooks

Standards

Achievements

Magazines













▶ **Magazines:**
비학술지 검색 결과

▶ **Academic Journal:**
학술지 검색 결과

▶ **모든 결과 보기**

▶ **다운로드**

▶ **검색 결과 필터**

Title	Author	Source	Publication Date	Database	Cites	Downloads	Options
Vertex-distinguishing I -total coloring and VI-total coloring of almost complete graphs Online First Full-text in Chinese	ZHANG Sheng-gui; CHEN Xi-ang-en	Journal of Shandong University(Natural Science)	2021-04-21 08:33	Journals			  
Geothermal-geological model of Xiong'an New Area: evidence from geophysics Online First Full-text in Chinese	WANG Kai;ZHANG Jie;BAI Dawei;WU Xingang;YUE Hangyu	Geology in China	2021-04-21 08:33	Journals			  
Acceleration of NaHCO ₃ on the removal of nitrogen and phosphorus in urban sewage by the symbiosis system of Oeodogonium brevicinulatum and activated sludge Online First Full-text in Chinese	LU Jieluo; WANG Xiaoji; ZHU Jiahao; LIU Hui; GE Fei	Chinese Journal of Environmental Engineering	2021-01-18 19:05	Journals			  
Impacts of habitat fragmentation on biological characteristics of Alhagi sparsifolia populations at the southern margin of the Gurbantunggut Desert Online First Full-text in Chinese	MA Xia; WU Ling; LIU Dan; MA Miao	Acta Ecologica Sinica	2021-04-21 09:00	Journals			  

4. 검색 방법 - "SEARCH OPTIONS" 설정

- Search Options: "통합 검색 결과" 창 또는 "Subscribed" 검색 창 오른쪽 상단 위치
- Search Options을 통해 데이터베이스와 검색결과 노출화면을 필터 및 설정

The screenshot shows the 'Search Options' configuration page on the CNKI website. The page is titled 'Search Options' and includes a subtitle 'Set cross-database search scope and resource display order'. It features several sections for configuration:

- Search Range:** A section with a red box highlighting the title and a yellow dashed callout box containing the text '▶ Search Range: 데이터베이스 선택'. Below this are buttons for 'Academic Journal', 'Theses & Dissertations', 'Conferences', 'Newspapers', 'Books', 'Standards', and a '+' button. Below these are buttons for 'Achievements', 'Monographic Serials', 'Ancient Books', and 'Magazines'.
- Search Results:** A section with a red box highlighting the title and a yellow dashed callout box containing the text '▶ Search Results: 검색결과 노출화면 설정'. Below this are radio buttons for 'Default display number' (10 and 20, with 20 selected), 'Default display mode' (list and detail, with list selected), and 'Default sort' (Publication Date, Relevance, Cite, and Download, with Publication Date selected). A note below states '(Sorting settings don't work on topics and full-text retrieval)'.

At the bottom of the configuration area are two buttons: 'Save Settings' (blue) and 'Restore Settings' (orange). The background shows the CNKI website interface with a navigation menu at the bottom listing various categories like 'General', 'Chinese', 'Academic Journal', 'Theses & Dissertations', 'Conferences', 'Newspapers', 'Yearbooks', 'Books', 'Patents', 'Standards', and 'Achievements'.

4. 검색 방법 - 통합 검색(구독 외 자료 검색 가능)

- 메인화면>통합 검색(Basic Search): 플랫폼 내 전체 Database에서 검색
- 모든 Source(출처)로부터 결과도출 (예: 동일 Title, 다른 Source → Source 수만큼 결과 노출)
- (예: 하나의 타이틀 그러나 출처가 두 곳이면 검색결과는 두개로 노출)

모든 결과 보기

Subject | 黄国平

Search in Result | Advanced Search | Element Search > | Citation Search >

ALL 81 | Chinese | Other Languages

Academic Journals 46 | Theses & Dissertations 0 | Conferences 1 | Newspapers 2 | **기본 검색** | Patents 0 | Standards 0 | Achievements

Sci & Tech | **Humanity & Social** | Monographic Journals | Ancient Books | Laws and Regulations | Government Documents | Technical Reports | Government Procurements | Reference Works | **Magazines**

Academic Journal: 학술지 검색 결과

	Author	Source	Publication	Database	Downloads	Options
1	李雪威	PR World				
2	本刊综合	农村工作通讯	2020-11-01	Journals	5	
3	段宇飞 主编	广东卫生年鉴	2020-06-01	Yearbooks	2	다운로드
4	徐丹	XU HUI ALMANAC	2020-02-25	Yearbooks		
5	徐丹	XU HUI ALMANAC	2020-02-25	Yearbooks		
6	李刚	衡阳年鉴	2019-07-15	Yearbooks		
7	魏会华 总编	LIN CHUAN	2018-12-31	Yearbooks		

Magazines: 비학술지 검색 결과

검색 결과 필터

4. 검색 방법 – ADVANCED SEARCH

- 전체 Database내에서 검색: **Advanced Search > Advanced Search** : 상세 검색

The screenshot shows the CNKI Advanced Search interface. At the top, there is a search bar with a 'Subject' dropdown and a magnifying glass icon. To the right of the search bar is a red-bordered button labeled 'Advanced Search'. Further right are links for 'Publication Search >' and 'Citation Search >'. Below the search bar, three arrows point down to the main navigation area. The main navigation area includes the CNKI logo and 'www.cnki.net', followed by a red-bordered button for 'Advanced Search' and other search options: 'Professional Search', 'Author Search', and 'Sentence Search'. On the far right of this navigation area are links for 'Basic Search', 'Element Search', and 'Citation Search'. The main search area contains several input fields: 'Subject' with a 'Precise' dropdown, 'Author' with a 'Precise' dropdown, and a third field with a 'Precise' dropdown and a '+' sign. Below these fields are checkboxes for 'Indexed Publishing', 'Data Paper Publishing', 'Fund Literature', and 'Cross-Language Search' (which is checked). There are also 'Dates' and 'Date Of Update' fields. At the bottom of the search area are 'Reset' and 'Search' buttons. A red-bordered box highlights the search input fields, with a callout bubble pointing to it that says '▶ 검색 필드 입력'. A yellow-bordered box highlights the 'Classification' dropdown, with a callout bubble that says 'Classification: 검색 원하는 컬렉션 선택 가능(미선택시 구독/미구독 품목 결과 모두 도출)'. A yellow-bordered box highlights the '모든 결과 보기' button. A yellow-bordered box highlights the 'Academic Journals' button, with a callout bubble that says '▶ Academic Journal: 학술지 검색 결과'. A yellow-bordered box highlights the 'Magazines' button, with a callout bubble that says '▶ Magazines: 비학술지 검색 결과'. On the right side of the interface, there is a sidebar titled 'Advanced Search Usage:' with an 'Introduction to search field:' section. This section contains two bullet points: one for 'Subject/Title/Keyword/Abstract/Full Text:' and one for 'Author / The First Author / Corresponding Author:'. The sidebar also has a red-bordered box around the 'Magazines' link at the bottom.

4. 검색 방법 – PROFESSIONAL SEARCH

- 전체 Database내에서 검색 **Advanced Search > Professional Search** : 전문 검색

The screenshot shows the CNKI Professional Search interface. At the top, there is a search bar with a dropdown menu for 'Subject' and a search icon. To the right of the search bar are links for 'Advanced Search' (highlighted with a red box), 'Publication Search >', and 'Citation Search >'. Below the search bar, there are three downward-pointing arrows. The main navigation bar includes 'Advanced Search', 'Professional Search' (highlighted with a red box), 'Author Search', and 'Sentence Search'. On the right side of the navigation bar are links for 'Basic Search', 'Element Search', and 'Citation Search'. The main search area contains a 'Classification' dropdown (highlighted with a red box), a search input field, and several checkboxes: 'Advanced Publishing', 'Data Paper Publishing', 'Fund Literature', and 'Cross-Language Search' (checked). Below the search area are 'Dates' and 'Date Of Update' filters, a 'Reset' button, and a 'Search' button. A '모든 결과 보기' (View all results) button is located below the search area. On the right side, there is a 'Professional Search Usage: Search Expression Syntax' section with a 'Searchable Field:' list and 'Examples:'. The bottom navigation bar includes 'General' (highlighted with a red box), 'Chinese', 'English', 'Academic Journal' (highlighted with a red box), 'The Diss', 'Yearbooks', 'Books', 'Patents', 'Standards', 'Achievements', 'Monographic Serials', 'Ancient Books', 'Laws and Regulations', 'Government Documents', 'Reference works', and 'Magazines' (highlighted with a red box). Annotations include: 'Classification: 검색 원하는 컬렉션 선택 가능(미선택시 구독/미구독 품목 결과 모두 도출)' (Classification: Searchable collection selection possible (if not selected, search results for all items are output)); '모든 결과 보기' (View all results); '검색 필드 입력' (Search field input); 'Academic Journal: 학술지 검색 결과' (Academic Journal: Search results for academic journals); and 'Magazines: 비학술지 검색 결과' (Magazines: Search results for non-academic journals).

4. 검색 방법 – AUTHOR SEARCH

- 전체 Database내에서 검색 **Advanced Search > Author Search** : 저자 검색

The screenshot shows the CNKI website's search interface. At the top, there is a search bar with a dropdown menu set to 'Subject' and a search icon. To the right of the search bar, the 'Advanced Search' button is highlighted with a red box. Below the search bar, three arrows point down to the main navigation area. In this area, the 'Author Search' button is also highlighted with a red box. Below the navigation, the search form is visible. It includes fields for 'Author' and 'Author Affiliation', both with 'Precise' dropdown menus. There are also checkboxes for 'Advanced Publishing', 'Data Paper Publishing', and 'Fund Literature'. A 'Date Of Update' field is set to 'All'. A 'Search' button is at the bottom of the form. To the right of the search form, there is a sidebar with text explaining the search field and providing an introduction to the search options. Below the search form, there is a navigation bar with various categories. The 'General' button is highlighted with a red box. The 'Academic Journal' button is also highlighted with a red box. The 'Magazines' button is highlighted with a red box. There are several callout boxes with yellow dashed borders containing text in Korean. One callout points to the 'Classification' dropdown menu, explaining that it allows selecting a collection for search (e.g., subscriptions, microfilm, or all results). Another callout points to the search input fields, labeled '검색 필드 입력'. A third callout points to the 'Academic Journal' button, labeled '▶ Academic Journal: 학술지 검색 결과'. A fourth callout points to the 'Magazines' button, labeled '▶ Magazines: 비학술지 검색 결과'. A fifth callout points to a button labeled '▶ 모든 결과 보기' (View all results).

4. 검색 방법 – SENTENCE SEARCH

- 전체 Database내에서 검색 **Advanced Search > Sentence Search** : 문장 검색

The screenshot shows the CNKI website's search interface. At the top, there is a navigation bar with 'Advanced Search' highlighted in a red box. Below it, the 'Sentence Search' option is also highlighted in a red box. The main search area contains several input fields and checkboxes, with a 'Classification' dropdown menu highlighted in a red box. A yellow callout box explains that this menu allows for selecting search options like 'Subscription' or 'Unsubscription' and that both search results and item lists will be displayed. To the right, a 'Sentence Search Usage' sidebar provides instructions on how to use the search feature. At the bottom, a blue navigation bar contains various search categories, with 'Academic Journal' and 'Magazines' highlighted in red boxes. Yellow callout boxes point to these categories, indicating that 'Academic Journal' leads to 'Academic Journal: 학술지 검색 결과' and 'Magazines' leads to 'Magazines: 비학술지 검색 결과'. A 'Reset' button and a 'Search' button are also visible in the search area.

Classification: 검색 원하는 컬렉션 선택 가능(미선택시 구독/미구독 품목 결과 모두 도출)

▶ Academic Journal: 학술지 검색 결과

▶ Magazines: 비학술지 검색 결과

4. 검색 방법 - 타이틀보기 (JOURNAL NAVIGATION)

-Publication Search > Journal Navigation 선택



▶ Journal Title/Former Title, Sponsor, ISSN, CN 으로 검색 가능

Journal Navigation ▼

Journal Title/Former Title ▼

Enter search term

▶ Literature Search : 문헌 검색 창으로 이동

Literature Search >

Journal Navigation > Subject Navigation

All Journals Academic Journals Online First Journals Exclusive Publishing Journals Century Journals Project Single Journals

- Subject Navigation
- (A) Mathematics/ Physics/ Mechanics/ Astronomy (840) >
- (B) Chemistry/ Metallurgy/ Environment/ Mine Industry (1122) >
- (C) Architecture/ Energy/ Traffic/ Electromechanics, etc (1326) >
- (D) Agriculture (639) >
- (E) Medicine & Public Health (1388) >

▶ 저널 종류 옵션



水泥



按摩与康复医学

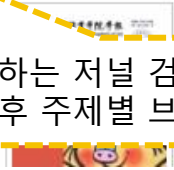


决策探索(下)



牡丹江教育学院学报

▶ 원하는 저널 검색 방법 선택 후 주제별 브라우징 가능



4. 검색 방법 - 타이틀보기 결과 화면

예) "水泥" 브라우징 시

网络出版声明：本刊为拥有纸质期刊出版许可的正式刊物；《中国学术期刊（光盘版）》电子杂志社有限公司（以下简称电子杂志社）为拥有互联网出版许可和互联网信息服务许可的出版单位.....



水泥

Cement

CA

▶ 저널 정보

▶ Share To: 링크 복사, 공유, QR코드 등으로 공유 가능

Share to

- Copy Link
- Sina Weibo
- WeChat Scan

Basic Information

Sponsor : 建筑工业技术情报研究所
 Pub. Periodicity : 月刊
 ISSN : 1002-9877

More

Publication Information

Series Name : 工程科技
 Subject Name : 无机化工
 The Number of Published Articles : 13644
 Articles

Evaluation Information

Combined IF : 0.056
 (2020)Comprehensive IF : 0.035
 This journal is included in the following databases :

Article

Issue Browse Column Browse Statistics and Evaluation

Subject Search in the Journal

Pub. in Priority

2021
No.01
2020
2019
2018
2017
2016

Online First

2019

No.12	No.11	No.10
No.09	No.08	No.07
No.06	No.05	No.04
No.03	No.02	No.01

- ▶ Issue Browse : 출간년도/이슈번호 별 검색
- ▶ Column Browse : 근 10년, 근 5년, 근 3년, 근 1년 별로 검색
- ▶ Statistics and Evaluation : 해당 저널에 관련된 여러가지 통계를 수치와 그래프로 제공

▶ 해당 저널 내 기본 검색 가능

▶ Online First 또는 출간 연도와 이슈 번호 별로 선택 가능

4. 검색 방법 - 원문 화면

-검색 결과>특정 저널 선택 시 화면

Contents

- 0 引言
- 1 试验原料及试验方法
 - 1.1 试验原料
 - 1.2 试验方法
- 2 试验数据及分析
 - 2.1 常压条件下样品预水化...
 - 2.2 高压条件下样品预水化...
- 3 结论

Images

-  1# ~ 6#水泥熟...
-  1#与4#熟料水...
-  1#及7# ~ 11#...

Study on influence of water vapor surface contact method on Portland cement hydration Full-text in Ch

LIU Shuang;Tianjin Building Materials Science Research Inst

▶저자/ Abstract/Keywords/
Fund/Series/Subject

Abstract : In this paper, the water vapor surface contact method was used to prehydrate the Portland cement clinker under normal pressure or high pressure. The effect of prehydration on the weight gain rate, setting time, heat of hydration and mechanical properties of cement clinker were investigated when gypsum was not added. The experimental results showed that compared with adding gypsum, prehydration could effectively delay the setting time of cement, reduce the release rate of initial hydration heat a... [More](#)

Keywords : water vapor; surface contact; gypsum-free Portland cement; cement hydration; setting time;

Fund : 天津市科委2019年度重点研发计划转制院所扶持基金项目 (19YFFCYS00180) ;

DOI : 10.13739/j.cnki.cn11-1899/tq.2021.01.001

Series : (B) Chemistry/ Metallurgy/ Environment/ Mine Industry

Subject : Inorganic Chemical Industry

Classification Code : TQ172.1

[Mobile Reading](#) [HTML](#) [CAJ Download](#) [PDF Download](#)

▶ Mobile Reading/ HTML
Read / CAJ / PDF 다운로드

 [Download the mobile app](#)
use the app to scan this code
read the article.
Page No: 1-4 Page: 4
Size: 2073K

QR코드 스캔하여 핸드폰에서 열람가능

▶ Subject Tree, Citation Network, Related Literature 정보 확인 가능 (해당 결과가 있을 시에만 표기 됨)

▶ PC에서 중국어 자료 열람 시 글씨가 깨지지 않고, 중국어 간체를 입력하기 위해서는 사용하는 PC에 **Global IME**를 설치해야 합니다.

IME

입력시스템(Input Method Editor)으로 한국, 일본, 중국 등 여러 나라의 문자를 특수키보드를 이용하지 않고 입력할 수 있는 입력 프로그램입니다.

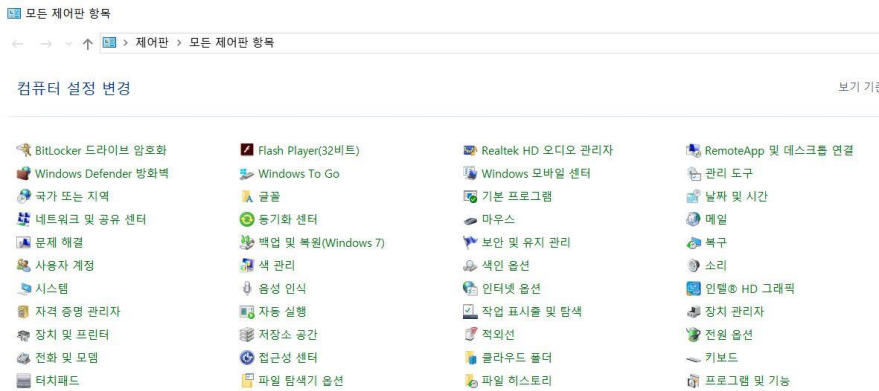
Pingyin (병음)입력

중국어의 발음을 문자로 입력하여 중국어를 입력하는 방법을 말합니다. 중국에는 여러 가지의 중국어 입력방법이 있으나, 가장 대중적으로 Microsoft IME 입력방법을 사용하고 있으며, 그 중 Pingyin 입력을 통한 입력방법이 발음기호를 사용하기 때문에 쉽게 이용할 수 있습니다.

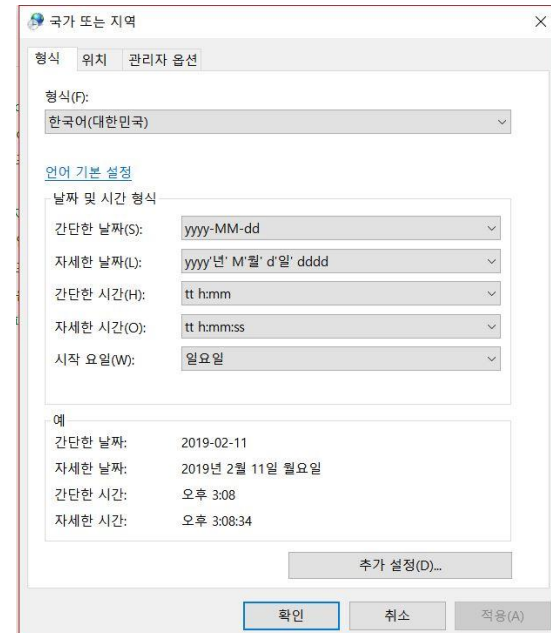
<윈도우 중국어 IME 설치방법>

윈도우에서 중국어 IME는 별도의 프로그램이나 설치 CD 없이 설치가 가능합니다.

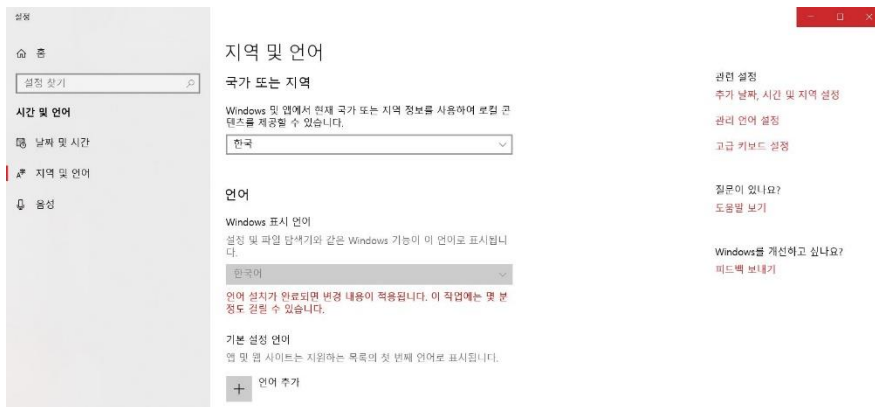
1. [시작] 메뉴에서 [제어판]을 선택



2. 제어판에서 [국가 또는 지역]를 선택



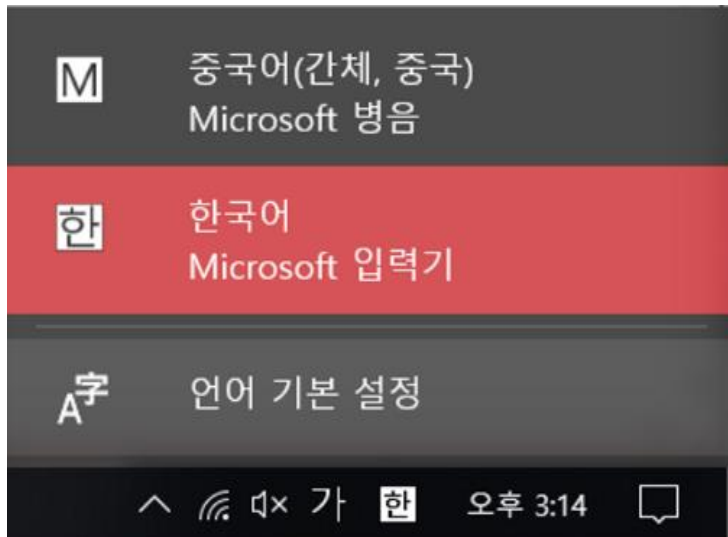
3. [국가 또는 지역] 설정 창에서 [언어 기본 설정] 선택 후 [기본 언어 설정] → [+언어 추가]를 선택



4. 중국어 IME 시스템을 추가를 위하여 중국어 검색 후 [중국어(간체, 중국)] 선택



5. 모니터 하단에 한국어 입력 시스템
[한]을 눌렀을 때 [중국어 (간체, 중국)]
메뉴가 추가 되어 있으면
중국어 IME의 설치 완료



6. CAJ VIEWER 설치방법

-CAJ VIEWER 다운로드 페이지 브라우징 3가지 방법

1) Products & Services 클릭>최 하단에서 "Download Center" 클릭
2) <http://cajviewer.cnki.net/download.html> 접속

3) CNKI 메인 홈페이지 최 하단에서 "Download Center" 클릭

6. CAJ VIEWER 설치방법



6. CAJ VIEWER 설치방법

Reader



文献专用

支持多种文献格式，
caj、nh、kdh、teb、
pdf等格式



关键词查询

对于非扫描文章
提供全字符串
查询功能



文本、图片摘录

将文本和图片摘录到
WPS、WORD等文本
编辑器中



切换显示语言

提供简体中文、繁体中
文和英文显示方式，方
便海外用户使用

↓ CAJViewer 7.3

CAJviewer 최신 버전 다운로드

Products

系列产品

↓ CAJViewer 7.3

↓ CAJViewer 7.2

CAJviewer 7.3, 7.2버전
다운로드

↓ 全球学术快报 For Android

↓ 全球学术快报 For iOS

글로벌학술속보
(CNKIexpress)
Android, ios 다운로
드

↓ CAJ云阅读 For Windows

↓ CAJ云阅读 For Windows(旧版)

↓ CAJ云阅读 For MacOS

CAJ cloud
reading

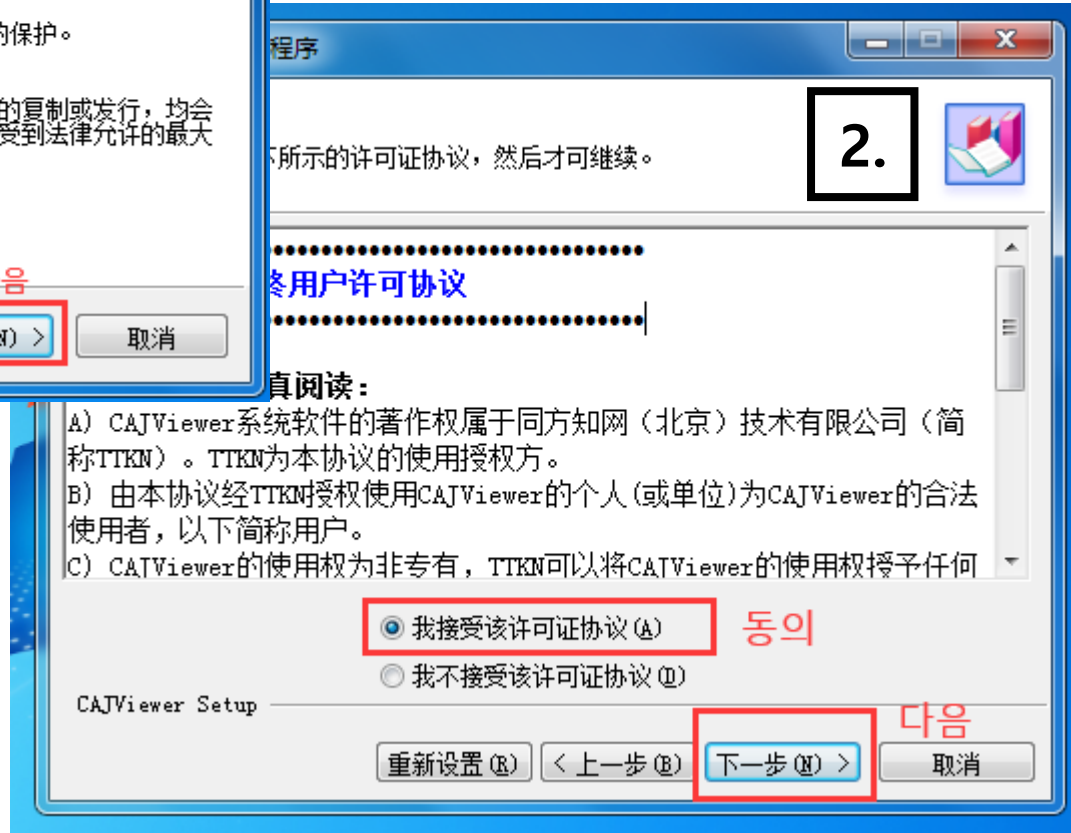
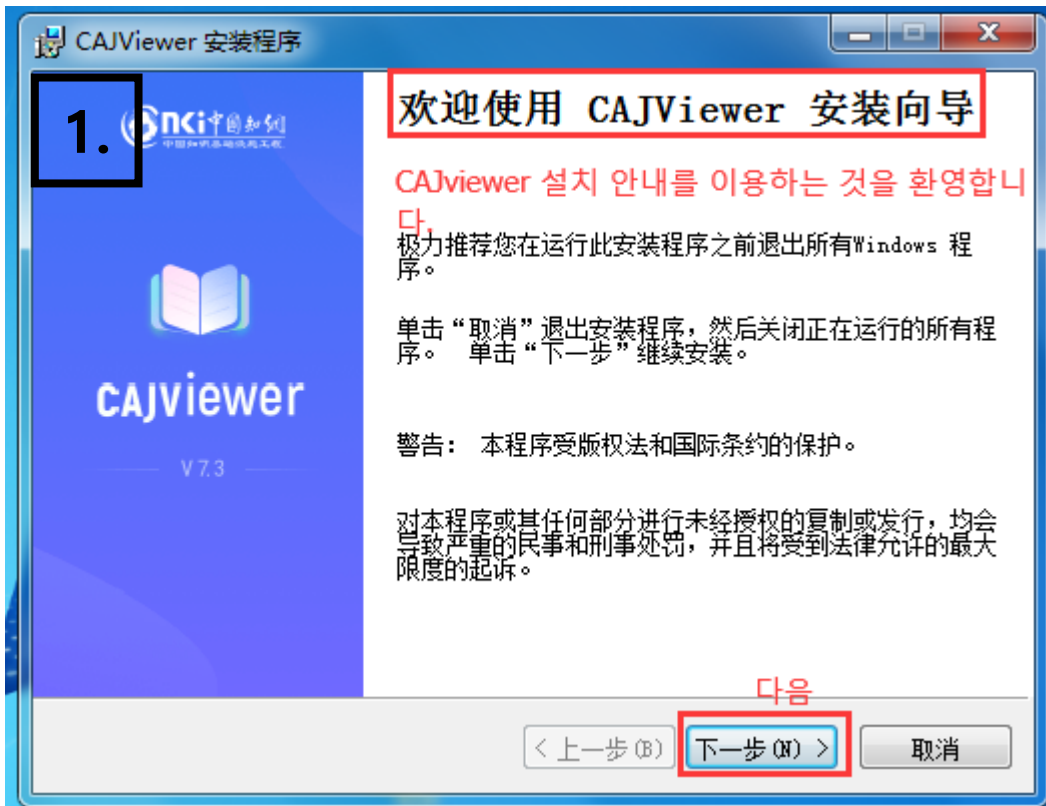
京ICP证040431号 互联网出版许可证 新出网证(京)字008号 经营性网站备案信息 京公网安备11010802014875号

© 2015中国知网(CNKI) 《中国学术期刊(光盘版)》电子杂志社有限公司

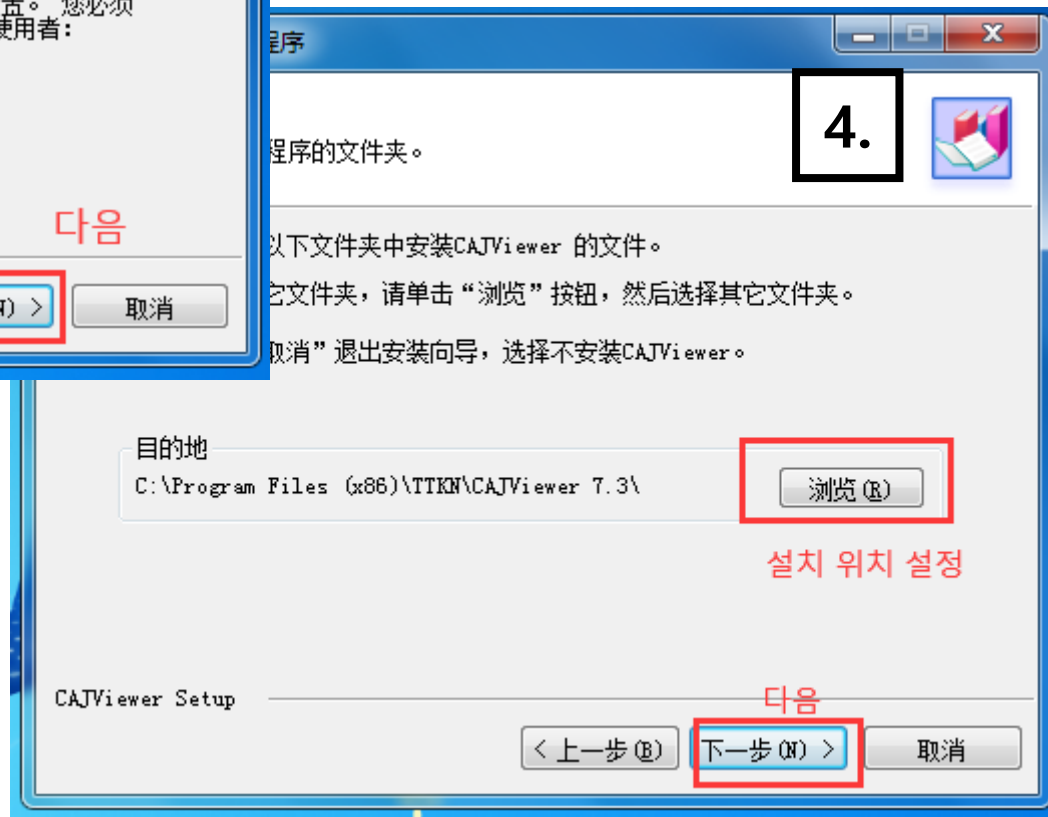
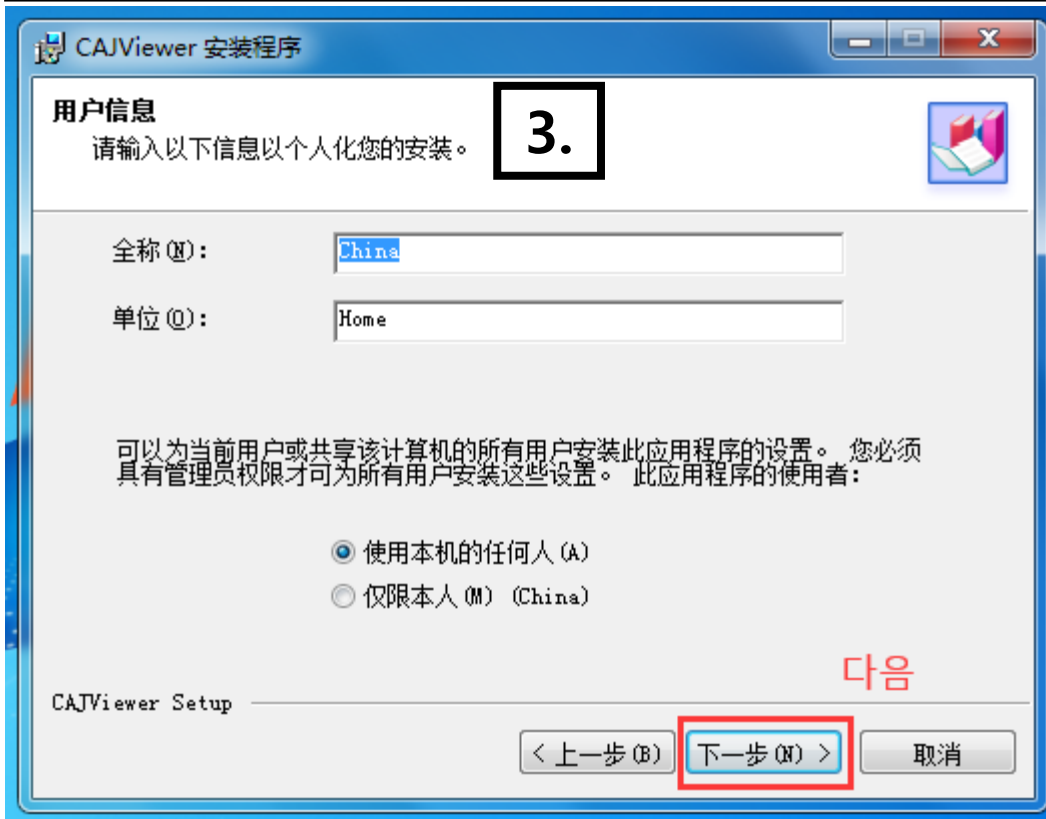
服务热线：400-810-9888 订卡热线：400-819-9993

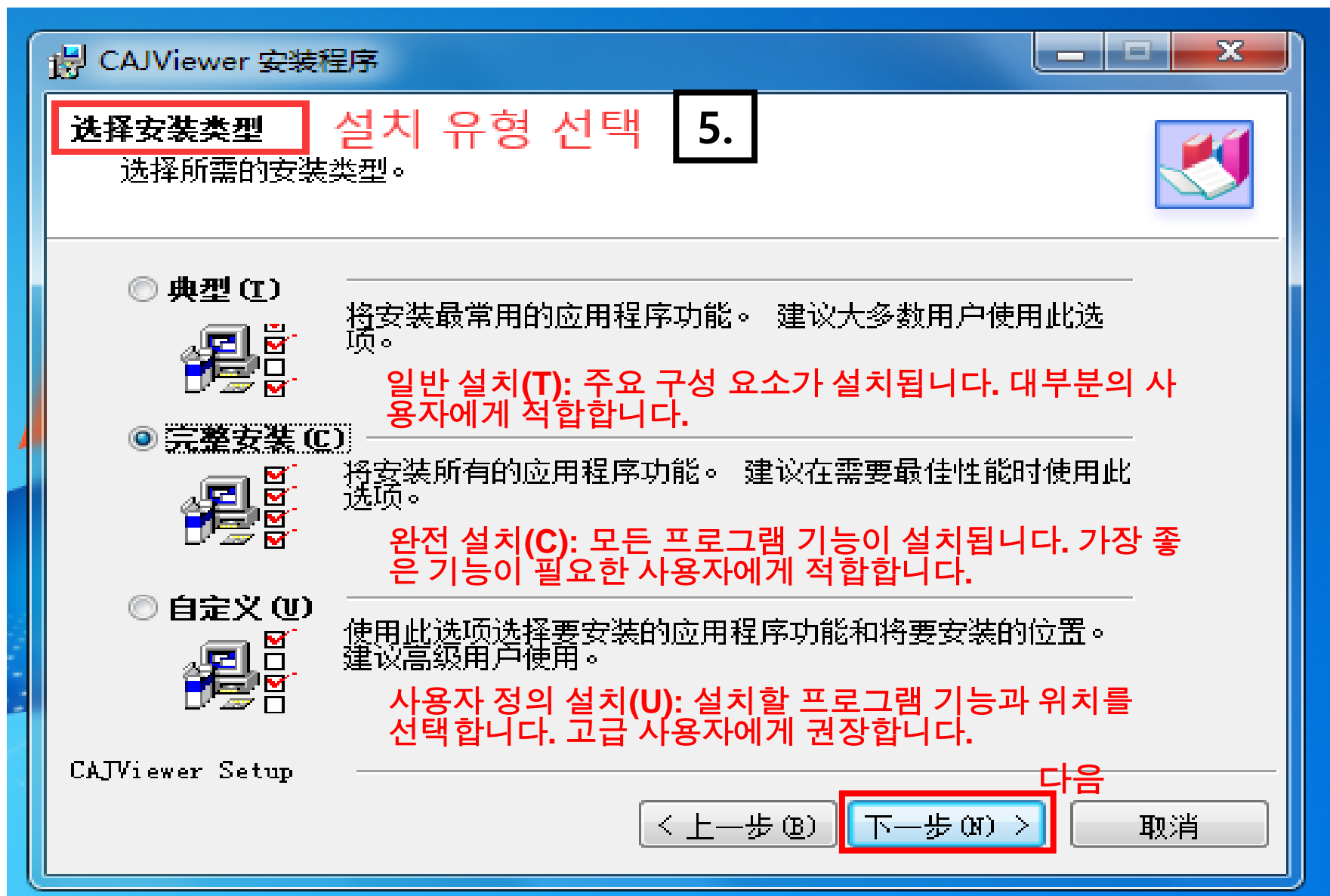
在线咨询：https://help.cnki.net 客服中心：https://service.cnki.net/ 电子邮件：help@cnki.net

6. CAJ VIEWER 설치방법



6. CAJ VIEWER 설치방법





CAJViewer 安装程序

选择安装类型 설치 유형 선택 5.

选择所需的安装类型。

典型 (T)

将安装最常用的应用程序功能。 建议大多数用户使用此选项。

일반 설치(T): 주요 구성 요소가 설치됩니다. 대부분의 사용자에게 적합합니다.

完整安装 (C)

将安装所有的应用程序功能。 建议在需要最佳性能时使用此选项。

완전 설치(C): 모든 프로그램 기능이 설치됩니다. 가장 좋은 기능이 필요한 사용자에게 적합합니다.

自定义 (U)

使用此选项选择要安装的应用程序功能和将要安装的位置。 建议高级用户使用。

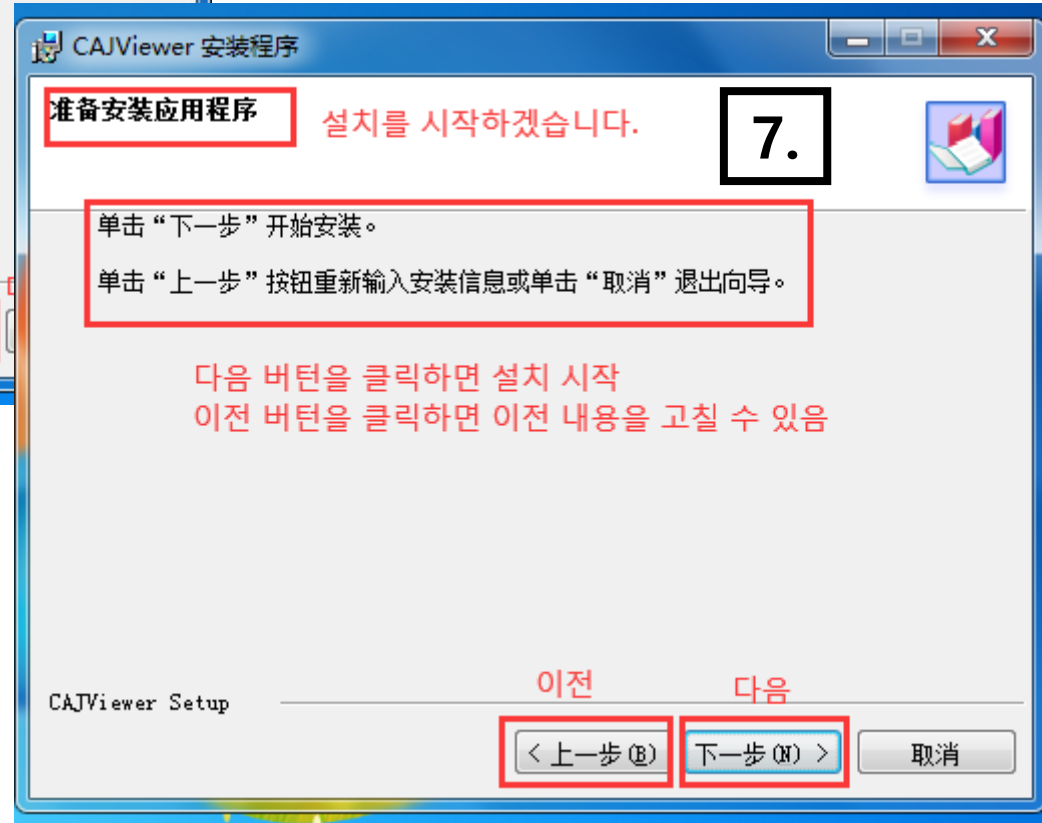
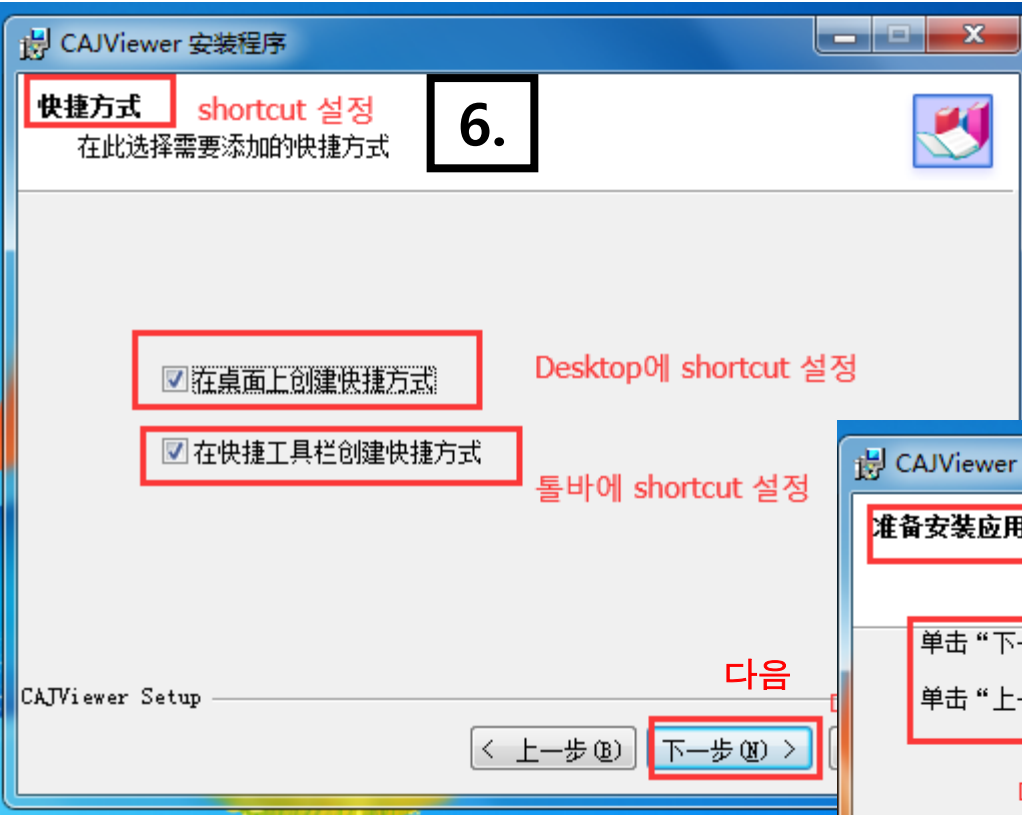
사용자 정의 설치(U): 설치할 프로그램 기능과 위치를 선택합니다. 고급 사용자에게 권장합니다.

CAJViewer Setup

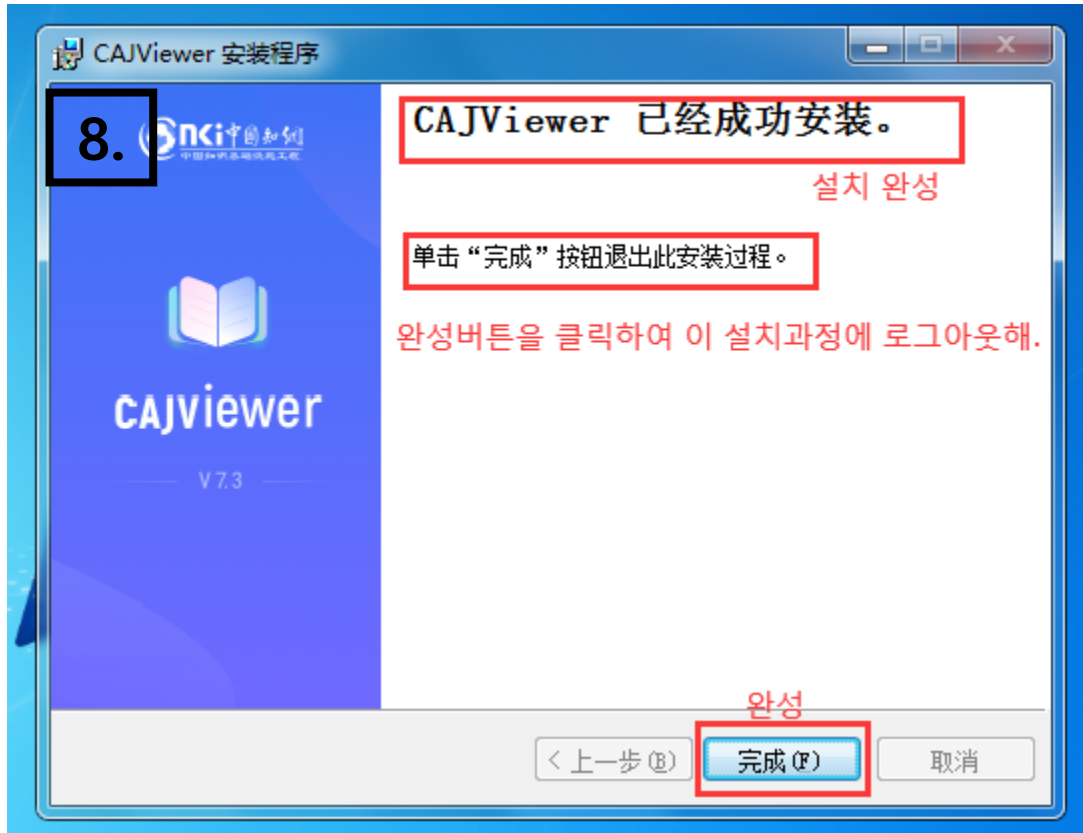
다음

< 上一步 (B) **下一步 (N) >** 取消

6. CAJ VIEWER 설치방법



6. CAJ VIEWER 설치방법



설치 완료

1) 접속 및 다운로드 오류 시:

- 쿠키/캐시 삭제, 기관인증 확인 >> 여전히 안될 시 도서관 사서에 문의

2) 프록시 오류 시, 접속 URL이 https로 설정되어 있는지 재확인

3) 오류 발생 시, URL 포함된 스크린샷 또는 영상 사서에게 전달

4) 다운로드 불가시, 해당 품목의 컬렉션 확인

- 구독 컬렉션: 다운로드 불가시, 위 1-2번 확인. 여전히 다운로드 불가시 3번 실행

감사합니다.



신원데이터넷

(<http://www.shinwon.co.kr>)

TEL 02-326-3535

E-mail info@shinwon.co.kr